



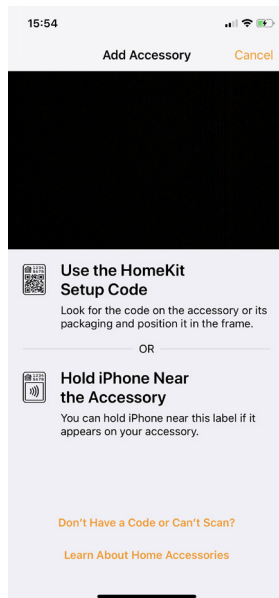
### General

Integrate your ubisys Smart Home into Apple HomeKit. With the HomeKit app you can control a wide variety of devices from different manufacturers. Create scenes like „home“ or „good night“. Thanks to Siri you also have the possibility to control your devices by voice command.

### Integration

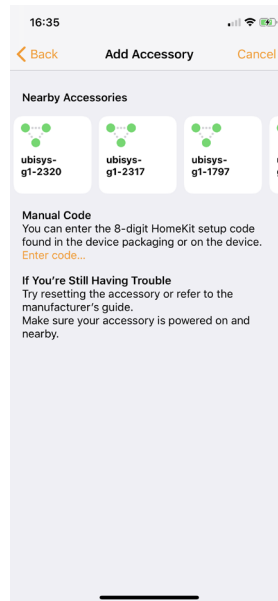
If you want to integrate Apple HomeKit into the control of your smart home system, please proceed as follows:

1. Open the „Home“ app on your Apple device.
2. Tap on „Add Accessory“.

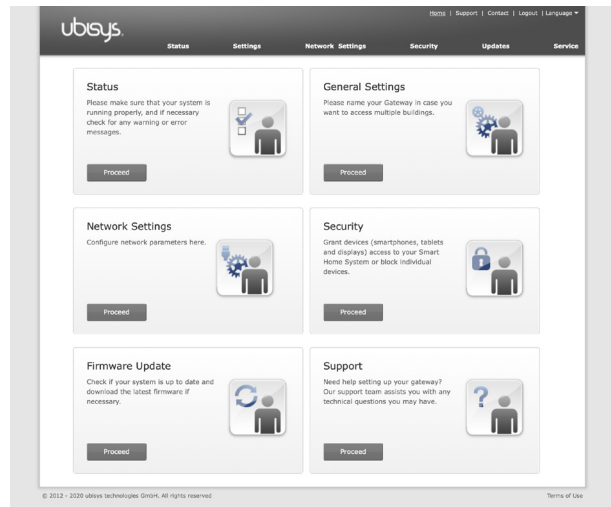


3. Tap on „Don't Have a Code or Can't Scan?“.

4. A list of nearby accessories is displayed. Select your gateway.



5. Log in to the web interface of your gateway.



6. Click on „Security“ in the menu.

7. Scroll down to „Apple HomeKit Integration“.

### Apple HomeKit Integration

The gateway provides seamless integration of your ubisys Smart Home facility into an Apple HomeKit environment. Granting Apple access to your system allows you to use Siri or the Home App app together with your ubisys Smart Home system. Of course, you may revoke access anytime.

8. Here you now activate your access code by clicking on the „Activate“ button.

9. To control your ubisys smart home system via Apple HomeKit, please enter the activated access code of your gateway web interface.

